

Furniture and door hinges

55001

- Material: steel
- Closing: non-self-close


W1	H1	W2	H2	P	T
18	64	18	64	6	1.1



55466

- Material: steel
- Closing: non-self-close
- 90° opening range


W1	H1	W2	H2	P	T
	2"		2"	6	1.3



55191

- Material: steel
- Closing: non-self-close
- Non-mortise type


W1	H1	W2	H2	P	T
17	2"	12	30	6	1.1



55192

- Material: steel
- Closing: non-self-close
- Non-mortise type


W1	H1	W2	H2	P	T
24	76	18	37	7	1.3



55290

- Material: steel
- Closing: non-self-close
- Non-mortise type, adjustable

W1	H1	W2	H2	P	T
18	64	13	34	6	1.3



55190

- Material: steel
- Closing: non-self-close
- Non-mortise type

W1	H1	W2	H2	P	T
19	64	13	34	6	1.3
21	76	15	44	7	1.3

