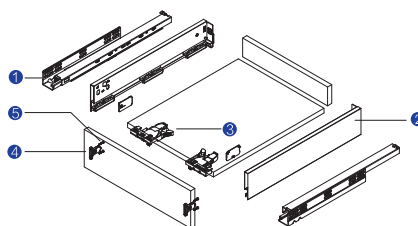


Ball Bearing Runners

99001 SLENDER METAL DRAWER, SOFT-CLOSE

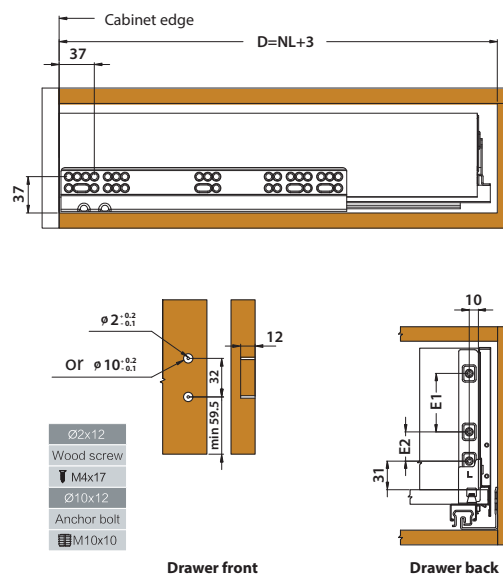


Standard components

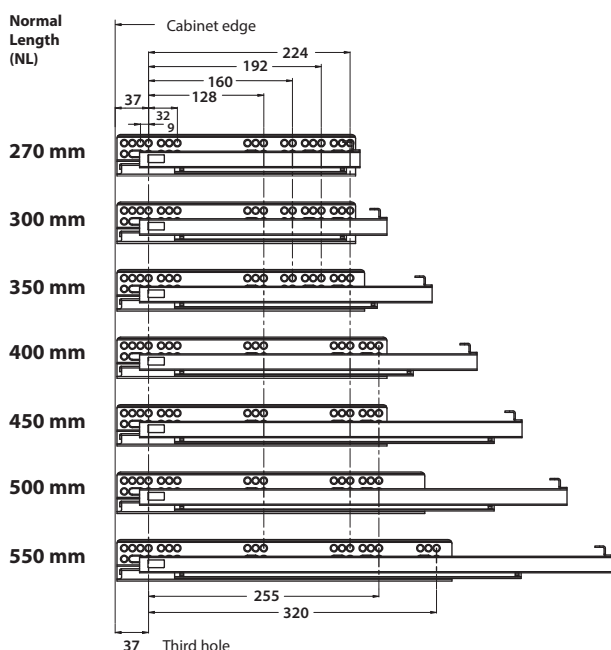
- ① Slide industrial package
- ② Drawer sides industrial package
- ③ Bottom fixing brackets L/R
- ④ Front fixing brackets
- ⑤ Screws

- Material: steel, cold rolled
- Closing: soft-close
- Opening: full extension
- Screwing: under-mount with screws
- Color: white (8081), grey (8082)
- Loading: 40 kg tested for 450 mm (18") length
- Perfectly synchronized system
- Quick/easy assembling and dismantle the drawer
- Extra slender side panel maximizing internal space
- MH=Metal drawer height, H=Drawer back height
- C=Cabinet inner width, D=Cabinet inner depth
- Drawer bottom depth (L)=NL-20

Installation guide

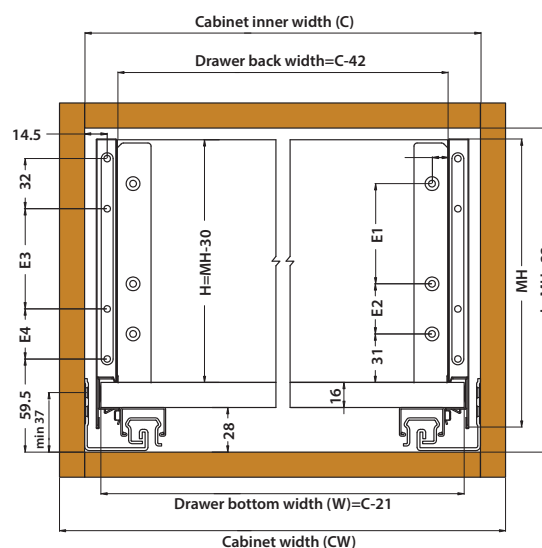


Drilling pattern



MH	89 mm	121 mm	185 mm
E1			64
E2		32	64
E3			64
E4			32

Fixing dimension on the drawer



Note: Hole pattern printed represents our prototype and there are more options. It might have been altered according to our customer's needs. Dimensions in mm