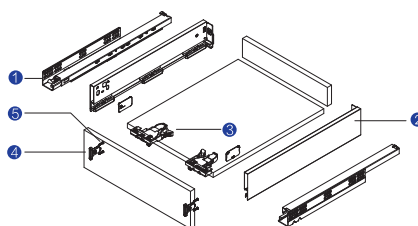


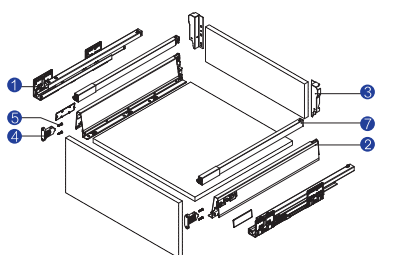

Ball Bearing Runners

95314 DOUBLE-WALL SYSTEM, SOFT-CLOSE



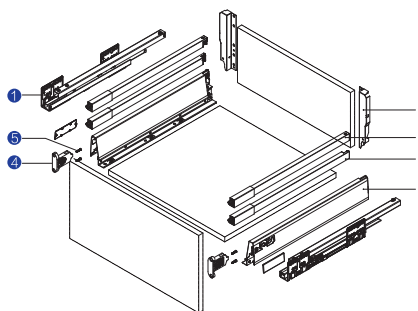
Standard components (MH=84 mm)

- ① Slide industrial package
- ② Drawer sides industrial package
- ③ Bottom fixing brackets L/R
- ④ Front fixing brackets
- ⑤ Screws



Standard components (MH=135 mm)

- ① Slide industrial package
- ② Drawer sides industrial package
- ③ Bottom fixing brackets L/R
- ④ Front fixing brackets
- ⑤ Screws
- ⑦ Rails L/R



Standard components (MH=199 mm)

- ① Slide industrial package
- ② Drawer sides industrial package
- ③ Bottom fixing brackets LT/RT
- ④ Front fixing brackets
- ⑤ Screws
- ⑥ Rails L/R
- ⑨ Mid rails L/R

- Material: steel, cold rolled
- Closing: soft-close
- Opening: full extension
- Screwing: under-mount with screws
- Color: white (8081), grey (8082)
- Loading: 40 kg tested for 450 mm (18") length
- Perfectly synchronized system
- Quick/easy assembling and dismantle the drawer
- Extra slender side panel maximizing internal space
- MH=Metal drawer height=Drawer back height
- C=Cabinet inner width, D=Cabinet inner depth
- Drawer bottom depth (L)=NL-24 for wood back
- Drawer bottom depth (L)=NL-22 for steel back

Soft-closing	Push-open
Item No. 95314	Item No. 99000