

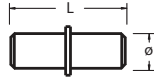
Shelf and glass supports

67620

- Material: steel
- Size (Ø X L): 5 X 16, 6 X 20 mm




67975 with PVC cap, pin ø5 mm



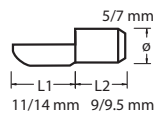
67617

- Material: steel
- Spoon-shaped with or without sleeve



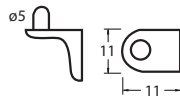
67627 with

67617 without



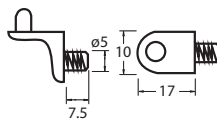

67625

- Material: zinc
- L-shaped support with securing screw hole



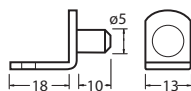
67626

- Material: zinc
- L-shaped support



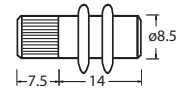
67609

- Material: steel
- L-shaped support with securing screw hole



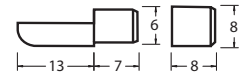

67965

- Material: steel
- With riveted pin



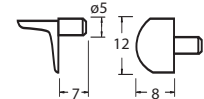
67628

- Material: brass
- Spoon-shaped with sleeve



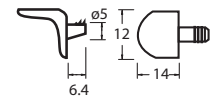
67647

- Material: zinc
- L-shaped support with riveted pin



67958

- Material: zinc
- L-shaped support with ribbed pin



70040

- Material: steel
- Blind shelf support for floating shelf

